



Performance Summary

Monthly Communication

ZAR Annualised Returns

Data Point: Return

	YTD	3 Month	6 Month	1 Year	2 Year	3 Year	4 Year	5 Year	7 Year
LNKD Income Solution	0.64	0.64	4.23	10.72	11.56	10.50	9.57	9.06	8.32
LNKD Cautious Solution	-0.66	-0.66	2.73	11.89	12.37	11.34	10.21	9.98	9.40
LNKD Balanced Solution	-1.58	-1.58	2.55	15.83	14.80	13.22	11.40	11.42	11.62
LNKD Growth Solution	-2.00	-2.00	3.38	21.39	17.48	14.96	12.51	12.74	12.65
LNKD TFSA Growth Solution	-1.32	-1.32	3.54	21.98	17.60	16.61	14.34	13.98	13.88
LNKD Global Feeder Solution	0.11	0.11	-1.75	4.90	3.02	8.95	9.57	6.80	7.96
LNKD Multi-Hedge Fund Solution	-1.61	-1.61	3.64	11.02	13.45	12.24	12.25	12.20	13.05
LNKD LA Medium Income Solution	-0.02	-0.02	3.66	13.57	12.58	12.97	11.34	11.54	11.60
LNKD LA High Income Solution	-0.49	-0.49	2.91	12.82	12.05	13.27	11.89	12.04	12.47

USD Annualised Returns

Data Point: Return

	YTD	3 Month	6 Month	1 Year	2 Year	3 Year	4 Year	5 Year	7 Year
LNKD Global Cautious Solution	-0.63	-0.63	0.78	7.40	5.52	6.70	3.41	2.05	4.11
LNKD Global Balanced Solution	-2.69	-2.69	-0.44	10.78	7.17	9.14	4.38	2.62	5.19
LNKD Global Growth Solution	-4.21	-4.21	-1.94	11.61	7.26	11.15	5.08	3.37	6.42
LNKD Global Multi-Asset Portfolio	-2.05	-2.05	0.68	10.95	7.80	7.80	7.80	7.80	7.80
LNKD Global Liquid Alts AMC	2.24	2.24	6.29	13.99	11.17	12.83	8.38	9.08	10.84

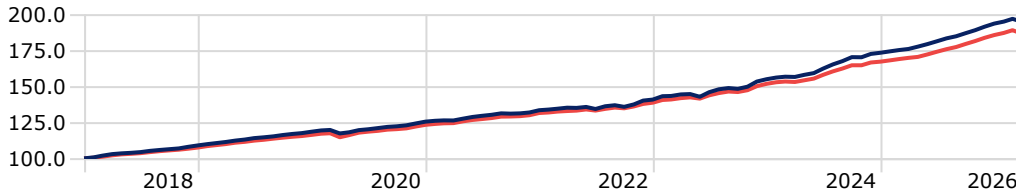
GBP Annualised Returns

Data Point: Return

	YTD	3 Month	6 Month	1 Year	2 Year	3 Year	4 Year	5 Year	7 Year
LNKD Global Cautious Solution	1.35	1.35	2.89	5.13	3.28	4.43	3.37	2.97	3.94
LNKD Global Balanced Solution	-0.74	-0.74	1.64	8.43	4.90	6.82	4.34	3.55	5.01
LNKD Global Growth Solution	-2.30	-2.30	0.10	9.24	4.98	8.79	5.04	4.31	6.24
LNKD Global Multi-Asset Portfolio	-0.22	-0.22	2.34	8.35	5.02	5.02	5.02	5.02	5.02
LNKD Global Liquid Alts AMC	4.29	4.29	8.51	11.57	8.81	10.44	8.33	10.07	10.45

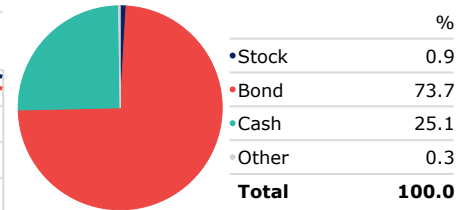
LNKD Income Solution (ZAR)

Time Period: 1/1/2018 to 3/31/2026



—LNKD Income Solution —(ASISA) South African MA Income

Asset Allocation



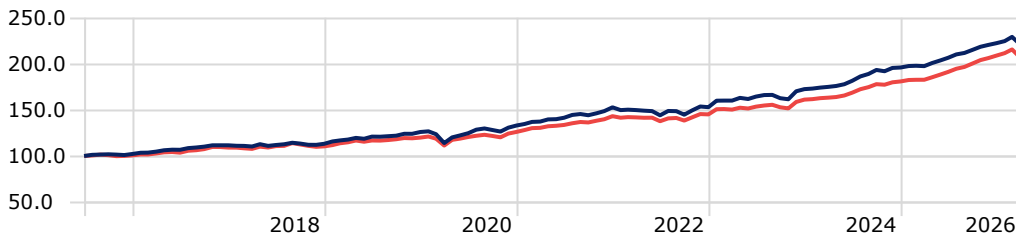
Returns (ZAR)

Data Point: Return Calculation Benchmark: (ASISA) South African MA Income

	Inception	YTD	3 Month	6 Month	1 Year	2 Year	3 Year	4 Year	5 Year	7 Year
LNKD Income Solution	8.42	0.64	0.64	4.23	10.72	11.56	10.50	9.57	9.06	8.32
(ASISA) South African MA Income	7.85	0.47	0.47	3.95	9.84	10.39	9.56	8.85	8.42	7.85

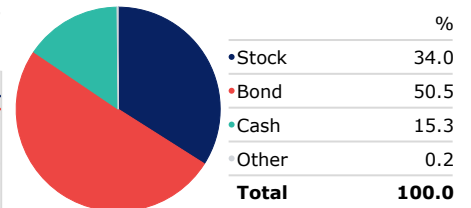
LNKD Cautious Solution (ZAR)

Time Period: 7/1/2016 to 3/31/2026



—LNKD Cautious Solution —(ASISA) South African MA Low Equity

Asset Allocation



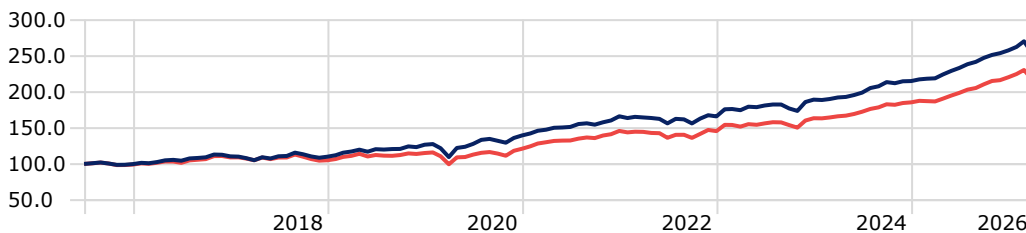
Returns (ZAR)

Data Point: Return Calculation Benchmark: None

	Inception	YTD	3 Month	6 Month	1 Year	2 Year	3 Year	4 Year	5 Year	7 Year
LNKD Cautious Solution	8.47	-0.66	-0.66	2.73	11.89	12.37	11.34	10.21	9.98	9.40
(ASISA) South African MA Low Equity	7.74	-1.03	-1.03	3.26	13.19	12.54	11.22	9.88	9.64	8.76

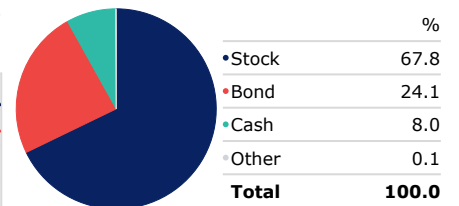
LNKD Balanced Solution (ZAR)

Time Period: 7/1/2016 to 3/31/2026



—LNKD Balanced Solution —(ASISA) South African MA High Equity

Asset Allocation



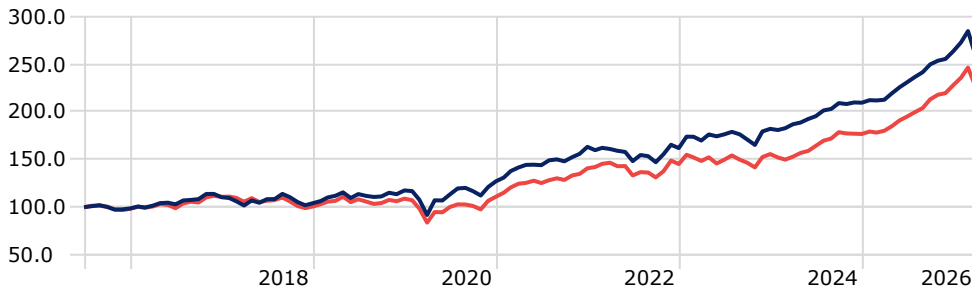
Returns (ZAR)

Data Point: Return Calculation Benchmark: None

	Inception	YTD	3 Month	6 Month	1 Year	2 Year	3 Year	4 Year	5 Year	7 Year
LNKD Balanced Solution	9.99	-1.58	-1.58	2.55	15.83	14.80	13.22	11.40	11.42	11.62
(ASISA) South African MA High Equity	8.25	-1.50	-1.50	3.08	16.17	14.27	12.63	10.68	10.75	10.00

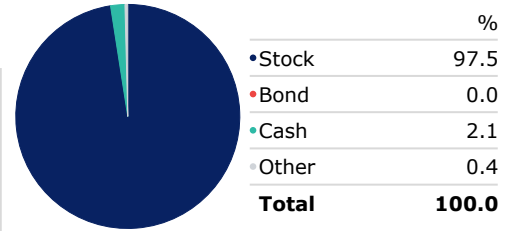
LNKD Growth Solution (ZAR)

Time Period: 7/1/2016 to 3/31/2026



LNKD Growth Solution (ASISA) South African EQ General

Asset Allocation



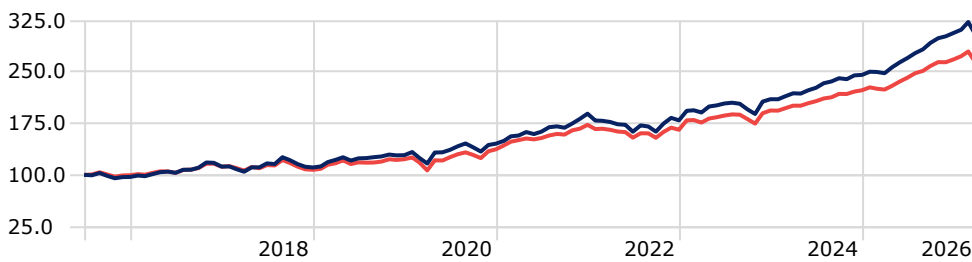
Returns (ZAR)

Data Point: Return Calculation Benchmark: None

	Inception	YTD	3 Month	6 Month	1 Year	2 Year	3 Year	4 Year	5 Year	7 Year
LNKD Growth Solution	10.20	-2.00	-2.00	3.38	21.39	17.48	14.96	12.51	12.74	12.65
(ASISA) South African EQ General	8.69	-0.98	-0.98	5.89	25.22	21.43	14.96	11.36	12.59	11.28

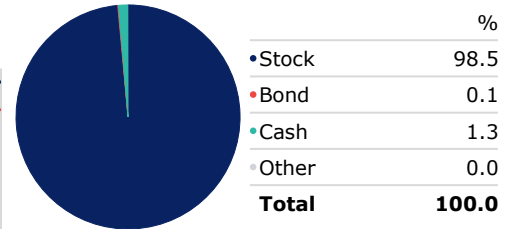
LNKD TFSA Growth Solution (ZAR)

Time Period: 7/1/2016 to 3/31/2026



LNKD TFSA Growth Solution 50% Global Equity + 50% SA Equity (ASISA)

Asset Allocation



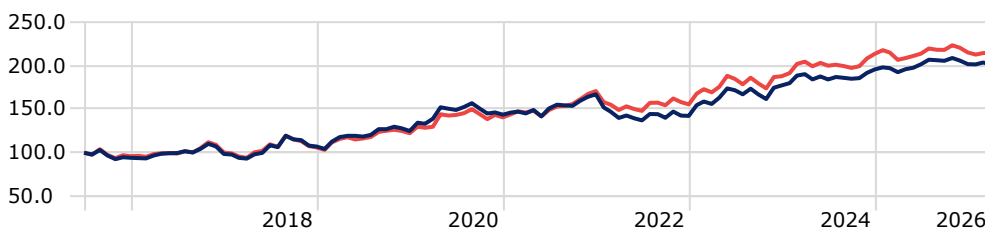
Returns (ZAR)

Data Point: Return Calculation Benchmark: None

	Inception	YTD	3 Month	6 Month	1 Year	2 Year	3 Year	4 Year	5 Year	7 Year
LNKD TFSA Growth Solution	12.03	-1.32	-1.32	3.54	21.98	17.60	16.61	14.34	13.98	13.88
50% Global Equity + 50% SA Equity (ASISA)	10.41	-2.12	-2.12	1.51	17.04	14.32	14.21	12.20	11.74	12.25

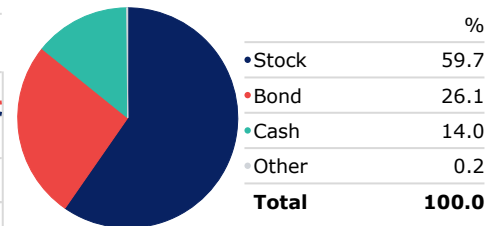
LNKD Global Feeder Solution (ZAR)

Time Period: 7/1/2016 to 3/31/2026



LNKD Global Feeder Solution EAA Fund USD Aggressive Allocation

Asset Allocation



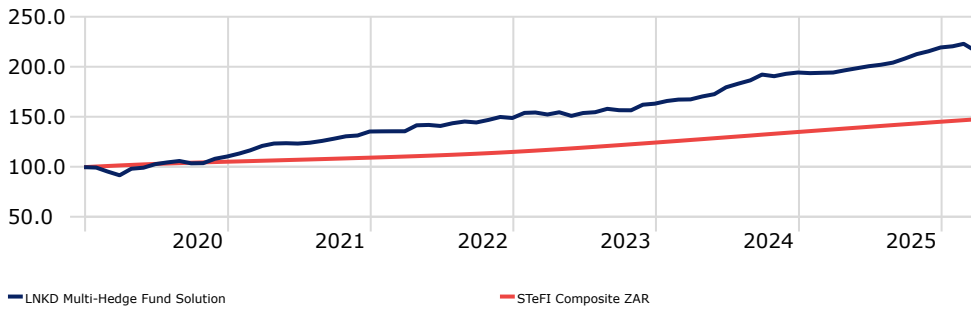
Returns (ZAR)

Data Point: Return Calculation Benchmark: None

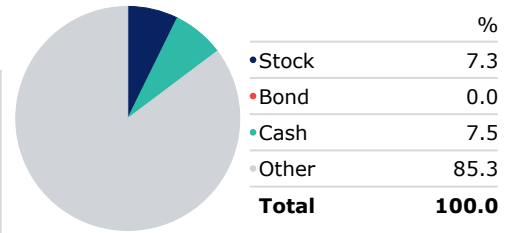
	Inception	YTD	3 Month	6 Month	1 Year	2 Year	3 Year	4 Year	5 Year	7 Year
LNKD Global Feeder Solution	7.45	0.11	0.11	-1.75	4.90	3.02	8.95	9.57	6.80	7.96
EAA Fund USD Aggressive Allocation	8.18	0.03	0.03	-1.38	4.48	2.71	8.44	9.61	8.00	9.24

LNKD Multi-Hedge Fund Solution (ZAR)

Time Period: 1/1/2020 to 3/31/2026



Asset Allocation



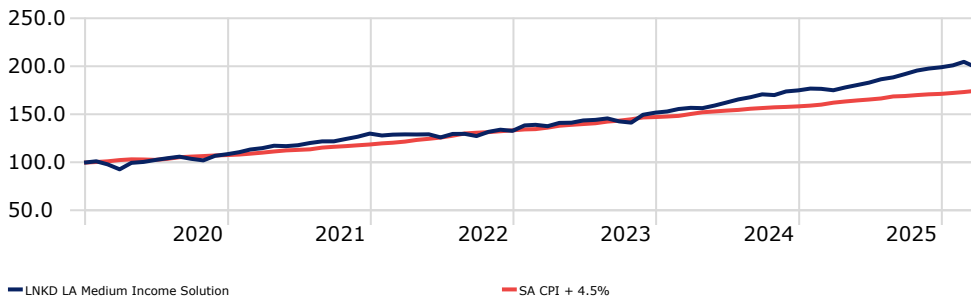
Returns (ZAR)

Data Point: Return Calculation Benchmark: None

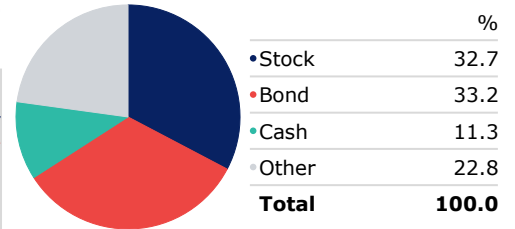
	Inception	YTD	3 Month	6 Month	1 Year	2 Year	3 Year	5 Year
LNKD Multi-Hedge Fund Solution	13.05	-1.61	-1.61	3.64	11.02	13.45	12.24	12.20
STeFI Composite ZAR	6.41	1.66	1.66	3.44	7.28	7.78	7.98	6.76

LNKD LA Medium Income Solution (ZAR)

Time Period: 1/1/2020 to 3/31/2026



Asset Allocation



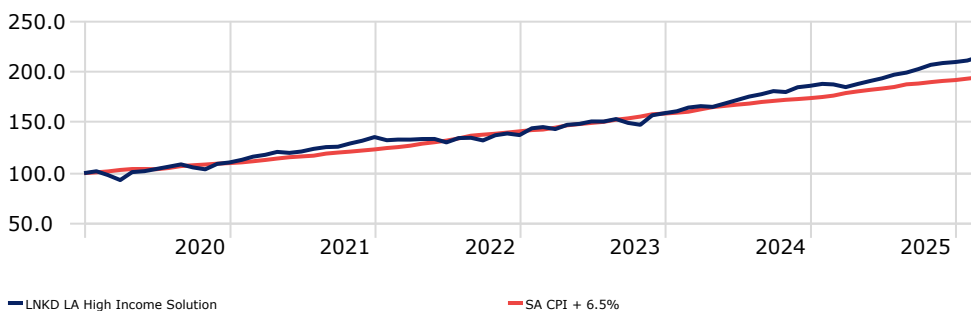
Returns (ZAR)

Data Point: Return Calculation Benchmark: None

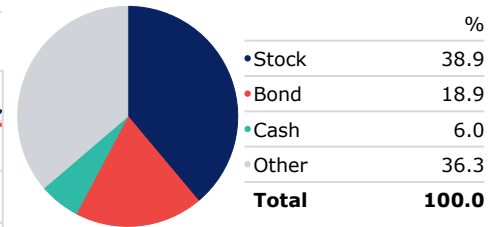
	Inception	YTD	3 Month	6 Month	1 Year	2 Year	3 Year	5 Year
LNKD LA Medium Income Solution	11.60	-0.02	-0.02	3.66	13.57	12.58	12.97	11.54
SA CPI + 4.5%	9.30	1.87	1.87	3.21	7.59	7.70	8.58	9.57

LNKD LA High Income Solution (ZAR)

Time Period: 1/1/2020 to 3/31/2026



Asset Allocation



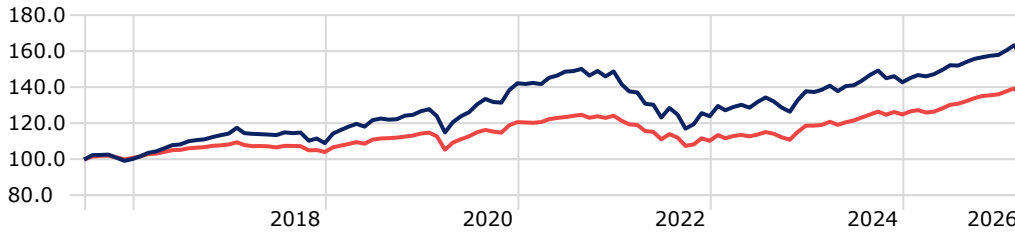
Returns (ZAR)

Data Point: Return Calculation Benchmark: None

	Inception	YTD	3 Month	6 Month	1 Year	2 Year	3 Year	5 Year
LNKD LA High Income Solution	12.47	-0.49	-0.49	2.91	12.82	12.05	13.27	12.04
SA CPI + 6.5%	11.39	2.35	2.35	4.19	9.65	9.76	10.65	11.67

LNKD Global Cautious Solution (USD)

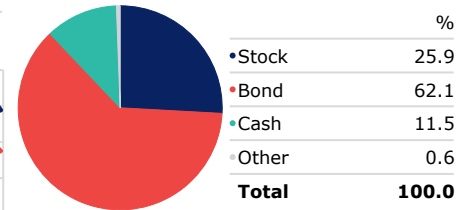
Time Period: 7/1/2016 to 3/31/2026



LNKD Global Cautious Solution

EAA Fund USD Cautious Allocation

Asset Allocation



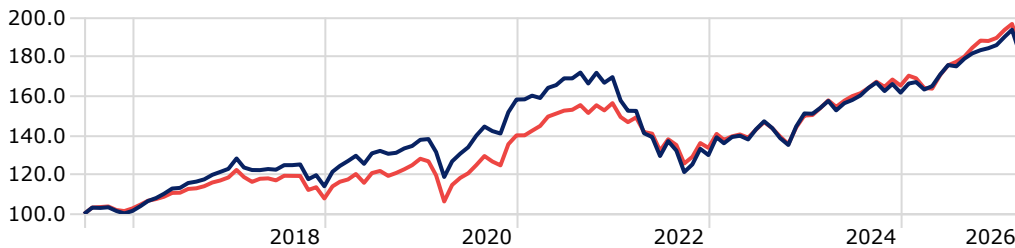
Returns (USD)

Data Point: Return Calculation Benchmark: None

	Inception	YTD	3 Month	6 Month	1 Year	2 Year	3 Year	4 Year	5 Year	7 Year
LNKD Global Cautious Solution	4.71	-0.63	-0.63	0.78	7.40	5.52	6.70	3.41	2.05	4.11
EAA Fund USD Cautious Allocation	3.14	-1.28	-1.28	0.34	6.62	5.44	5.95	3.08	2.19	3.14

LNKD Global Balanced Solution (USD)

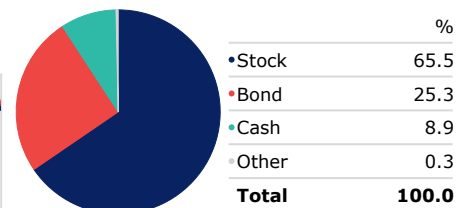
Time Period: 7/1/2016 to 3/31/2026



LNKD Global Balanced Solution

EAA Fund USD Aggressive Allocation

Asset Allocation



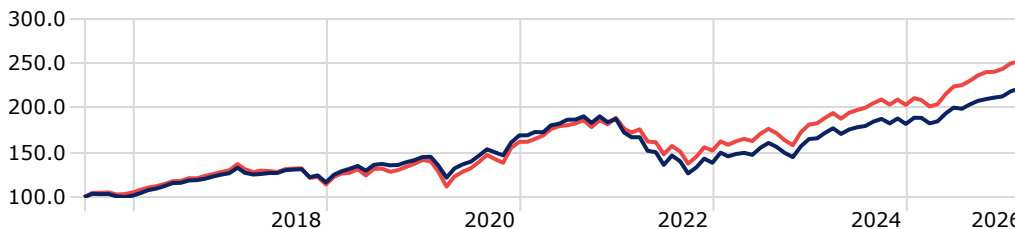
Returns (USD)

Data Point: Return Calculation Benchmark: None

	Inception	YTD	3 Month	6 Month	1 Year	2 Year	3 Year	4 Year	5 Year	7 Year
LNKD Global Balanced Solution	6.27	-2.69	-2.69	-0.44	10.78	7.17	9.14	4.38	2.62	5.19
EAA Fund USD Aggressive Allocation	6.46	-3.17	-3.17	-0.61	12.25	8.03	9.74	5.36	4.86	6.59

LNKD Global Growth Solution (USD)

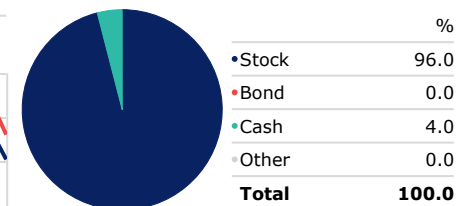
Time Period: 7/1/2016 to 3/31/2026



LNKD Global Growth Solution

EAA Fund Global Large-Cap Blend Equity

Asset Allocation



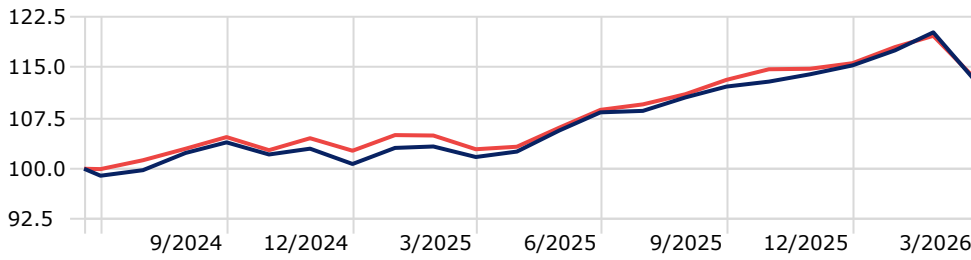
Returns (USD)

Data Point: Return Calculation Benchmark: None

	Inception	YTD	3 Month	6 Month	1 Year	2 Year	3 Year	4 Year	5 Year	7 Year
LNKD Global Growth Solution	7.57	-4.21	-4.21	-1.94	11.61	7.26	11.15	5.08	3.37	6.42
EAA Fund Global Large-Cap Blend Equity	8.91	-4.91	-4.91	-2.00	15.04	9.29	12.57	7.14	6.54	8.90

LNKD Global Multi-Asset Portfolio (USD)

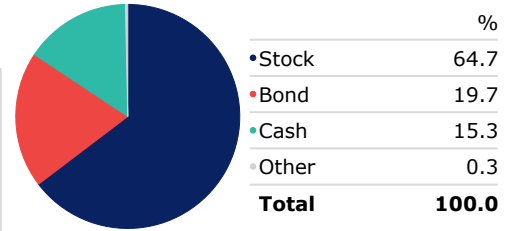
Time Period: 6/19/2024 to 3/31/2026



LNKD Global Multi-Asset Portfolio

EAA Fund USD Moderate Allocation

Asset Allocation



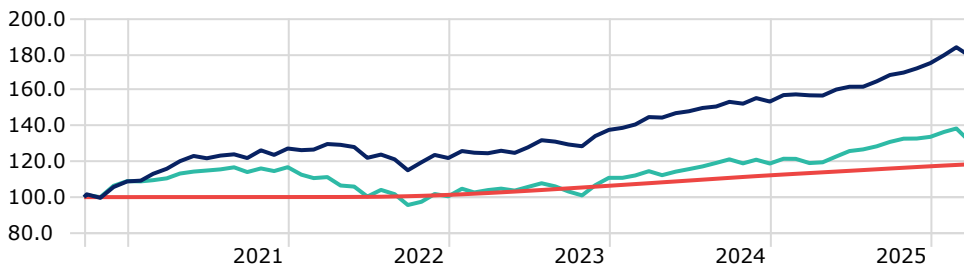
Returns (USD)

Data Point: Return Calculation Benchmark: None

	Inception	YTD	3 Month	6 Month	1 Year
LNKD Global Multi-Asset Portfolio	7.80	-2.05	-2.05	0.68	10.95
EAA Fund USD Moderate Allocation	4.87	-2.06	-2.06	0.06	10.22

LNKD Global Liquid Alts AMC (USD)

Time Period: 9/24/2020 to 3/31/2026

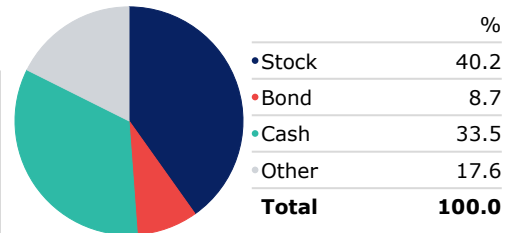


LNKD Global Liquid Alts AMC

SOFR Averages 90 Day Yld USD

EAA Fund USD Moderate Allocation

Asset Allocation



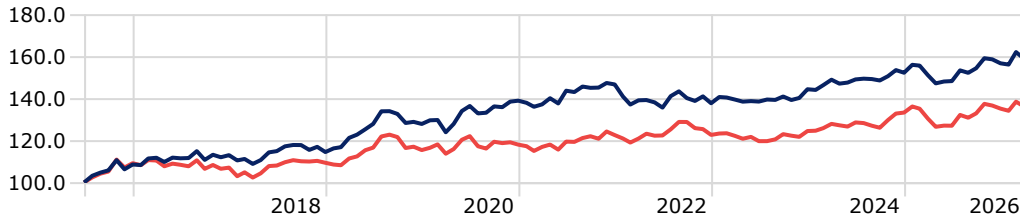
Returns (USD)

Data Point: Return Calculation Benchmark: SOFR Averages 90 Day Yld USD

	Inception	YTD	3 Month	6 Month	1 Year	2 Year	3 Year	4 Year	5 Year
LNKD Global Liquid Alts AMC	10.84	2.24	2.24	6.29	13.99	11.17	12.83	8.38	9.08
SOFR Averages 90 Day Yld USD	2.88	0.95	0.95	2.05	4.33	4.79	4.99	4.29	3.43
EAA Fund USD Moderate Allocation	4.87	-2.06	-2.06	0.06	10.22	7.07	8.11	4.22	3.50

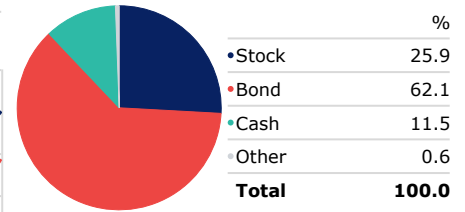
LNKD Global Cautious Solution (GBP)

Time Period: 7/1/2016 to 3/31/2026



LNKD Global Cautious Solution EAA Fund USD Cautious Allocation

Asset Allocation



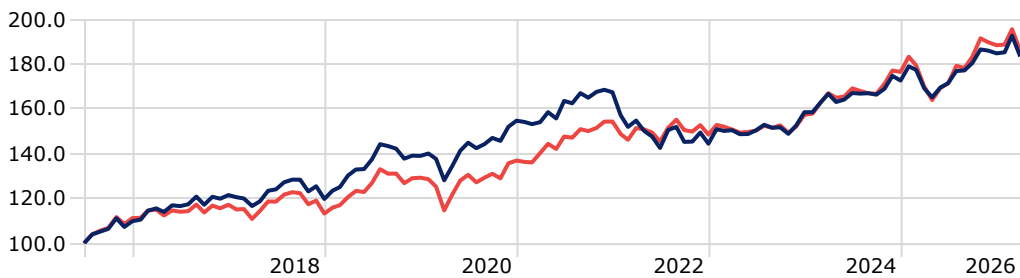
Returns (GBP)

Data Point: Return Calculation Benchmark: None

	Inception	YTD	3 Month	6 Month	1 Year	2 Year	3 Year	4 Year	5 Year	7 Year
LNKD Global Cautious Solution	4.86	1.35	1.35	2.89	5.13	3.28	4.43	3.37	2.97	3.94
EAA Fund USD Cautious Allocation	3.28	0.69	0.69	2.44	4.36	3.20	3.70	3.04	3.12	2.97

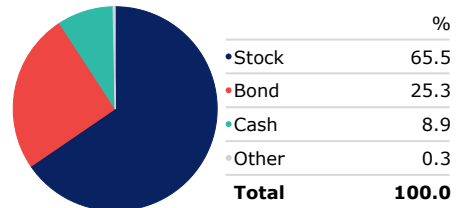
LNKD Global Balanced Solution (GBP)

Time Period: 7/1/2016 to 3/31/2026



LNKD Global Balanced Solution EAA Fund USD Aggressive Allocation

Asset Allocation



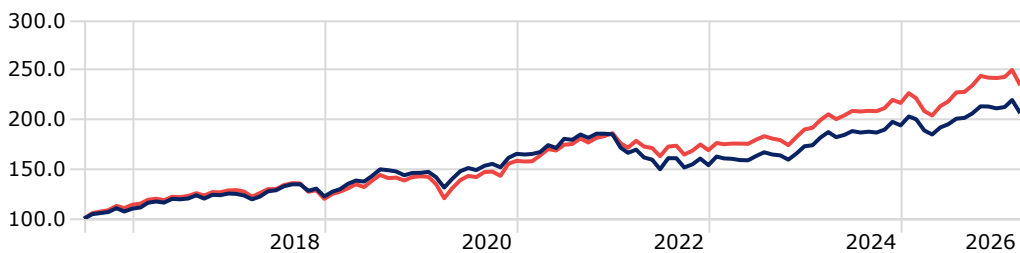
Returns (GBP)

Data Point: Return Calculation Benchmark: None

	Inception	YTD	3 Month	6 Month	1 Year	2 Year	3 Year	4 Year	5 Year	7 Year
LNKD Global Balanced Solution	6.42	-0.74	-0.74	1.64	8.43	4.90	6.82	4.34	3.55	5.01
EAA Fund USD Aggressive Allocation	6.61	-1.24	-1.24	1.47	9.87	5.73	7.41	5.32	5.81	6.41

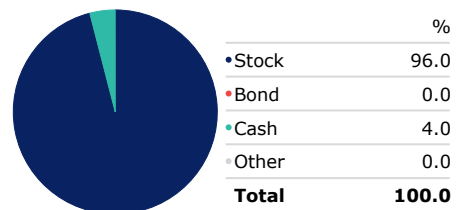
LNKD Global Growth Solution (GBP)

Time Period: 7/1/2016 to 3/31/2026



LNKD Global Growth Solution EAA Fund Global Large-Cap Blend Equity

Asset Allocation



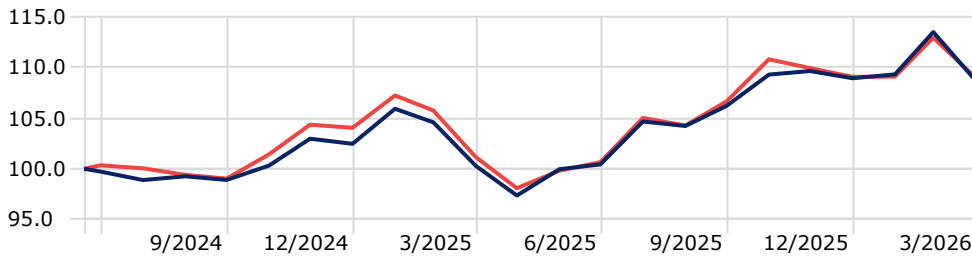
Returns (GBP)

Data Point: Return Calculation Benchmark: None

	Inception	YTD	3 Month	6 Month	1 Year	2 Year	3 Year	4 Year	5 Year	7 Year
LNKD Global Growth Solution	7.72	-2.30	-2.30	0.10	9.24	4.98	8.79	5.04	4.31	6.24
EAA Fund Global Large-Cap Blend Equity	9.06	-3.01	-3.01	0.05	12.60	6.97	10.18	7.10	7.51	8.72

LNKD Global Multi-Asset Portfolio (GBP)

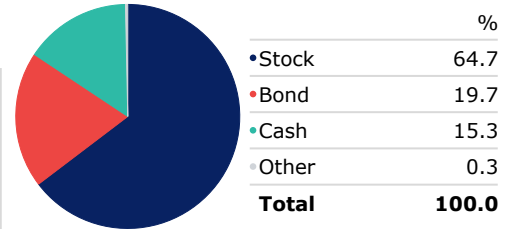
Time Period: 6/19/2024 to 3/31/2026



LNKD Global Multi-Asset Portfolio

EAA Fund USD Moderate Allocation

Asset Allocation



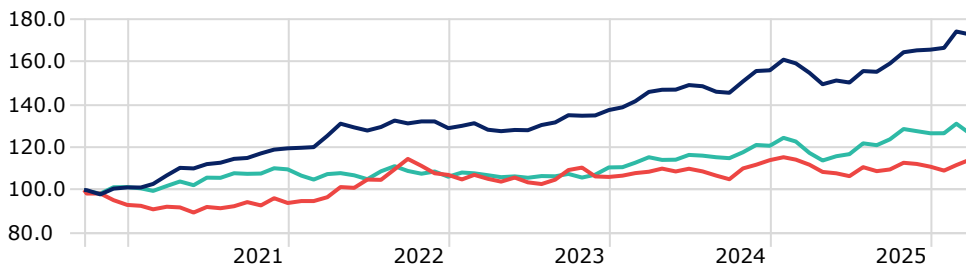
Returns (GBP)

Data Point: Return Calculation Benchmark: None

	Inception	YTD	3 Month	6 Month	1 Year
LNKD Global Multi-Asset Portfolio	5.02	-0.22	-0.22	2.34	8.35
EAA Fund USD Moderate Allocation	5.02	-0.10	-0.10	2.15	7.88

LNKD Global Liquid Alts AMC (GBP)

Time Period: 9/24/2020 to 3/31/2026

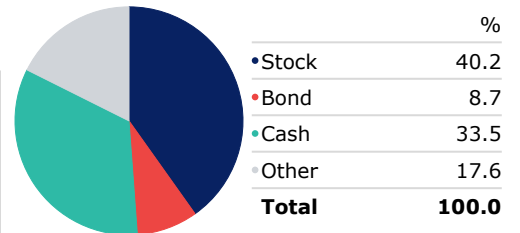


LNKD Global Liquid Alts AMC

SOFR Averages 90 Day Yld USD

EAA Fund USD Moderate Allocation

Asset Allocation



Returns (GBP)

Data Point: Return Calculation Benchmark: SOFR Averages 90 Day Yld USD

	Inception	YTD	3 Month	6 Month	1 Year	2 Year	3 Year	4 Year	5 Year
LNKD Global Liquid Alts AMC	10.45	4.29	4.29	8.51	11.57	8.81	10.44	8.33	10.07
SOFR Averages 90 Day Yld USD	1.83	2.97	2.97	4.18	2.12	2.57	2.76	4.25	4.37
EAA Fund USD Moderate Allocation	5.02	-0.10	-0.10	2.15	7.88	4.80	5.82	4.18	4.44



LNKD

INVESTMENT MANAGERS

**Connect to tomorrow.
Today.**

DISCLAIMER: LNKD Investment Managers (Proprietary) Limited (Reg No 2015/400329/07) (“LNKD”) is licensed Financial Services Provider (“FSP”) in terms of the Financial Advisory and Intermediary Services Act, 37 of 2002 (“FAIS Act”), with FSP number 51257, regulated by the Financial Sector Conduct Authority. This document and any other information supplied in connection with the financial product (“product”) is not “advice” as defined and/or contemplated in terms of the FAIS Act and investors are encouraged to obtain their own independent advice prior to investing in the product. Any investment is speculative and involves significant risks and therefore, prior to investing, investors should fully understand the product and any risks associated with the product. Investments in securities are generally medium to long term investments. The value of the product may go down as well as up and past performance is not necessarily a guide to the future. StrategiQ and its affiliates disclaims and assumes no liability for any loss or damage (direct, indirect or consequential) that may be suffered from using or relying on the information contained herein.